



SHERATON HAWAI'I BOWL GAME-BY-GAME RECAPS & RECORD BOOK

2002	Tulane 36, Hawai'i 28
2003	Hawai'i 54, Houston 48 (3 OT)
2004	Hawai'i 59, UAB 40
2005	Nevada 49, Central Florida 48 (OT)
2006	Hawai'i 41, Arizona State 24
2007	East Carolina 41, Boise State 38
2008	Notre Dame 49, Hawai'i 21
2009	SMU 45, Nevada 10
2010	Tulsa 62, Hawai'i 35

2002

DECEMBER 25, 2002
ALOHA STADIUM (35,513)

	1	2	3	4	OT	Final
Hawai'i (10-4)	7	7	0	14	-	28
Tulane (8-5)	0	6	20	10	-	36

HONOLULU – The University of Hawai'i won the pre-game entertainment contest with a savvy Polynesian dance routine, but fell short against the Green Wave that tore into Honolulu to defeat the Warriors, 36-28, in the ConAgra Foods Hawai'i Bowl Dec. 25 at Aloha Stadium.

Tulane gained 384 total yards and sacked Warrior quarterbacks eight times to win the program's fourth bowl game. But it was the Tulane special teams that sparked a 30-point second half to overcome a 14-6 halftime deficit.

Hawai'i took its first drive of the game 64-yards on seven plays capped by a one-yard run by Thero Mitchell to take a 7-0 lead and struck again when senior reserve running back Josh Galeai ran around the left side for a two-yard touchdown to put the Warriors up, 14-0. The Green Wave settled for two field goals, 22- and 37-yards respectively by Seth Marler to get on the board before the end of the first half.

Tulane came out of the locker room like a team on a mission behind big returns by Lynaris Elpheage, who cut the lead to two with a 60-yard punt return for a touchdown early in the third quarter. Elpheage set-up Tulane's go-ahead score with a 56-yard punt return. Six plays later, Tulane quarterback J.P. Losman took it in from one yard out to give Tulane its first lead of the game, 20-14, with 6:17 left in the third quarter.

Tulane added to the lead after UH quarterback Shawn Withy-Allen fumbled in UH territory. One play later, Mewelde Moore rumbled 25 yards for a touchdown and Tulane had a 26-14 lead.

Hawai'i got the ball back just before the end of the third quarter after blocking a field goal attempt and turned it into a touchdown. Withy-Allen, facing fourth-and-one, tossed a 57-yard strike to Justin Colbert who turned and dashed untouched to the "house" to bring the Warriors within five at 26-21.

Tulane answered with a 10-play, 80-yard drive that took 4:32 off the fourth quarter clock. Withy-Allen hit Colbert on a crossing pattern for a 31-yard score to put the Warriors within reach, but a safety by the Green Wave ended all hopes of a second bowl victory for Warrior Head Coach June Jones.

SCORING SUMMARY

1st Quarter

UH 10:34 Thero Mitchell 1 run (Justin Ayat kick)

2nd Quarter

UH 8:34 Josh Galeai 2 run (Justin Ayat kick)

TU 5:01 Seth Marler 22 FG

TU 2:28 Seth Marler 37 FG

3rd Quarter

TU 10:44 Lynaris Elpheage 60 punt return (J.P. Losman pass failed)

TU 6:17 J.P. Losman 1 run (J.P. Losman rush)

TU 2:16 Mewelde Moore 25 run (J.P. Losman pass failed)

4th Quarter

UH 13:26 Justin Colbert 57 pass from Shawn Withy-Allen (Justin Ayat kick)

TU 8:54 J.P. Losman 3 run (Demarcus Davis pass)

UH 5:12 Justin Colbert 31 pass from Shawn Withy-Allen (Justin Ayat kick)

TU 3:02 Safety

INDIVIDUAL LEADERS

Rushing (Att-Yards-TD) – Hawai'i: Thero Mitchell (5-38-1). TU: Mewelde Moore (30-116-1).

Passing (Cmp-Yards-TD) – Hawai'i: Shawn Withy-Allen (18-239-2). TU: J.P. Losman (20-240-0).

Receiving (Rec-Yards-TD) – Hawai'i: Justin Colbert (9-158-2), Jeremiah Cockheran (9-87-0). TU: Mewelde Moore (6-80-0).

Punting (Att-Yards-Avg) – Hawai'i: Mat McBriar (5-269-53.8). TU: Seth Marler (4-188-47.0).

Sacks By (No-Yards) – Hawai'i: Laanui Correa (1-15), Travis LaBoy (1-9). TU: Kenan Blackmon (2-15), Floyd Dorsey (2-13).

Leading Tacklers – Hawai'i: Abraham Elimimian (5-3-8), Laanui Correa (4-4-8), Travis LaBoy (3-5-8), Pisa Tinoisamoa (2-6-8). TU: Sean Lucas (5-3-8).

TEAM STATISTICS

	Warriors	Green Wave
First Downs	23	25
Total Net Yards	429	384
Rushing (Att-Yards)	22-66	44-144
Passing (C-A-I-Yards)	32-52-1-363	20-39-0-240
Sacks Against-Yards	8-43	2-24
Punting	5-269-53.8	4-188-47.0
Fumbles-Lost	5-2	3-1
Penalties-Yards	12-88	6-64
Time of Possession	28:11	31:49

MOST VALUABLE PLAYERS



Justin Colbert
Hawai'i



Lynaris Elpheage
Tulane



2003

DECEMBER 25, 2003
ALOHA STADIUM (29,005)

	1	2	3	4	OT	Final
Houston (7-6)	10	10	0	14	14	48
Hawai'i (9-5)	3	10	14	7	20	54

HONOLULU – An all-world performance by quarterback Timmy Chang, a defense that came up with timely big plays and three overtimes resulted in a 54-48 Hawai'i win over Houston in front of 29,005 in the Sheraton Hawai'i Bowl Christmas Day at Aloha Stadium.

Chang came off the bench to throw for 475 yards and five touchdowns on 26-of-42 passing, and Kelvin Millhouse snagged two interceptions, one that led to the go-ahead touchdown, to help Hawai'i win its second bowl game in three tries under head coach June Jones.

Chang completed passes to eight different receivers, most notably to senior Jeremiah Cockheran who finished with five catches for a game-high 162 yards, and true freshman Jason Rivers, who had a career night with seven catches for 143 yards and three TDs.

Houston jumped out to a quick 10-0 lead when quarterback Kevin Kolb drove the Cougars 73-yards on eight plays capped by a 34-yard touchdown pass to Chad McCullar. Less than three minutes later, a 60-yard punt return by McCullar led to a 21-yard field goal by Dustin Bell. Kolb finished 19-of-34 for 332 yards and two TDs.

Hawai'i managed a 19-yard field goal by Nolan Miranda and Chang needed one play to tie it up. Chang, who came off the bench for starter Jason Whieldon on UH's third possession, found Clifton Herbert wide open across the middle for a 48-yard touchdown strike to tie the game at 10.

Houston took a 20-13 lead at the break, but the Warrior defense and Chang came out of the locker room ready to play. The defense forced two punts and two interceptions, while Chang connected on 8-of-12 for 191 yards and two scores to take the lead 27-20 at the end of the third.

Houston scored 14 points in the fourth, the tying TD on an 81-yard pass from Kolb to Vincent Marshall with 22 seconds left in regulation to send the game into overtime.

The teams matched touchdowns in two overtimes and Michael Brewster scored the game-winner on an 8-yard run to leave it up to the Warrior defense which held Houston to four-and-out on the final stand. And then the celebration began.

MOST VALUABLE PLAYERS



Jackie Battle
Houston



Timmy Chang
Hawai'i



SCORING SUMMARY

1st Quarter

HOU 11:53 Chad McCullar 34 pass from Kevin Kolb (Dustin Bell kick)
 HOU 9:05 Dustin Bell 21 FG
 UH 5:48 Nolan Miranda 19 FG

2nd Quarter

UH 14:28 Clifton Herbert 48 pass from Timmy Chang (Nolan Miranda kick)
 HOU 11:16 Jackie Battle 2 run (Dustin Bell kick)
 HOU 4:42 Dustin Bell 35 FG
 UH 1:53 Nolan Miranda 29 FG

3rd Quarter

UH 13:23 Michael Brewster 1 run (Nolan Miranda kick)
 UH 4:35 Jason Rivers 7 pass from Timmy Chang (Nolan Miranda kick)

4th Quarter

HOU 14:18 Jackie Battle 2 run (Dustin Bell kick)
 UH 9:51 Jason Rivers 4 pass from Timmy Chang (Nolan Miranda kick)
 HOU 0:22 Vincent Marshall 81 pass from Kevin Kolb (Dustin Bell kick)

1st Overtime

UH 0:00 Britton Komine 11 pass from Timmy Chang (Nolan Miranda kick)
 HOU 0:00 Anthony Evans 6 run (Dustin Bell kick)

2nd Overtime

HOU 0:00 Jackie Battle 4 run (Dustin Bell kick)
 UH 0:00 Jason Rivers 18 pass from Timmy Chang (Nolan Miranda kick)

3rd Overtime

UH 0:00 Michael Brewster 8 run (Timmy Chang pass failed)

INDIVIDUAL LEADERS

Rushing (Att-Yards-TD) – Houston: Jackie Battle (19-124-3). Hawai'i: Michael Brewster (14-79-2).

Passing (Cmp-Yards-TD) – Houston: Kevin Kolb (19-332-2). Hawai'i: Timmy Chang (26-475-5).

Receiving (Rec-Yards-TD) – Houston: Vincent Marshall (7-157-1), Chad McCullar (5-103-1). Hawai'i: Jeremiah Cockheran (5-162-0), Jason Rivers (7-143-3).

Punting (Att-Yards-Avg) – Houston: Jimmy McClary (5-233-46.6).


Hawai'i: Kurt Milne (4-164-41.0).

Sacks By (No-Yards) – Houston: Eddie McCray (2-14). Hawai'i: Lance Samuseva (1-2).

Leading Tacklers – Houston: Lance Everson (6-3-9). Hawai'i: Leonard Peters (7-5-12).

TEAM STATISTICS

	Cougars	Warriors
First Downs	25	30
Total Net Yards	517	641
Rushing (Att-Yards)	54-185	38-114
Passing (C-A-I-Yards)	19-34-2-332	29-47-1-527
Sacks Against-Yards	1-2	6-53
Punting	5-233-46.6	4-164-41.0
Fumbles-Lost	2-0	2-1
Penalties-Yards	10-105	5-45
Time of Possession	29:50	30:10



2004

DECEMBER 24, 2004
ALOHA STADIUM (39,754)

	1	2	3	4	OT	Final
Hawai'i (8-5)	21	7	17	14	-	59
UAB (7-5)	13	13	7	7	-	40

HONOLULU – Hawai'i outscored Alabama-Birmingham (UAB) 31-14 in the second half to win the Sheraton Hawai'i Bowl, 59-40, Dec. 24 at Aloha Stadium. A crowd of 39,754 filled the stands, the largest in Sheraton Hawai'i Bowl history.

Quarterback Timmy Chang threw for 405 yards (31-of-46) and four touchdowns, and rushed for another, while slot receiver Chad Owens caught eight passes for 114 yards and two touchdowns, and scored another on a 59-yard punt return, to put an exclamation point on both storied careers. The two were named the game's co-MVPs.

The teams traded scoring and UAB's Nick Hayes added a 36-yard field goal to make it 28-26 at halftime.

The Warriors took control in the second half. Chang threw a 15-yard strike to Owens to put Hawai'i ahead, 35-26. The pass put Chang over the 17,000-yard mark as college football's career passing leader. Four minutes later, Owens took a punt down the near sideline for a 59-yard score, to put the Warriors up 42-26.

Justin Ayat added a 43-yard field goal, but Hackney managed an 80-yard drive and scored on a 4-yard touchdown rush to bring the score to, 45-33, heading into the fourth quarter.

Chang helped put the game out of reach, putting together a 15-play, 85-yard drive, capped by a 4-yard touchdown scramble with 9:05 left to play. Hackney hit Lance Rhodes for a 17-yard touchdown to cut the Warrior lead to 12 with 2:05 left in the game, but Britton Komine returned the onside kick 42-yards to the house to end all hopes for the Blazers.

MOST VALUABLE PLAYERS



Timmy Chang
Hawai'i



Chad Owens
Hawai'i



Darrell Hackney
UAB



SCORING SUMMARY

1st Quarter

UAB 11:06 Roddy White 51 pass from Darrell Hackney (Nick Hayes kick blocked)
 UH 10:45 Jason Rivers 74 pass from Timmy Chang (Justin Ayat kick)
 UAB 8:19 Dan Burks 4 run (Nick Hayes kick)
 UH 5:32 West Keliikipi 4 run (Justin Ayat kick)
 UH 3:57 Gerald Welch 29 pass from Timmy Chang (Justin Ayat kick)

2nd Quarter

UAB 13:43 Nick Hayes 22 FG
 UH 9:14 Chad Owens 13 pass from Timmy Chang (Justin Ayat kick)
 UAB 6:03 Norris Drinkard 10 run (Nick Hayes kick)
 UAB 0:03 Nick Hayes 36 FG

3rd Quarter

UH 11:47 Chad Owens 15 pass from Timmy Chang (Justin Ayat kick)
 UH 7:44 Chad Owens 59 punt return (Justin Ayat kick)
 UH 3:41 Justin Ayat 43 FG
 UAB 0:21 Darrell Hackney 4 run (Nick Hayes kick)

4th Quarter

UH 9:40 Timmy Chang 4 run (Justin Ayat kick)
 UAB 2:06 Lance Rhodes 17 pass from Darrell Hackney (Nick Hayes kick)
 UH 1:55 Britton Komine 42 kickoff return (Justin Ayat kick)

INDIVIDUAL LEADERS

Rushing (Att-Yards-TD) – Hawai'i: Michael Brewster (7-60-0). UAB: Dan Burks (14-55-1), Corey White (8-53-0).

Passing (Cmp-Yards-TD) – Hawai'i: Timmy Chang (31-405-4). UAB: Darrell Hackney (31-417-2).

Receiving (Rec-Yards-TD) – Hawai'i: Jason Rivers (11-148-1), Chad Owens (8-114-2). UAB: Roddy White (6-113-1).

Punting (Att-Yards-Avg) – Hawai'i: Kurt Milne (4-171-42.8). UAB: Parker Mullins (6-245-40.8).

Sacks By (No-Yards) – Hawai'i: Darrell Tautofi (2-8). UAB: Jermaine McElveen (1-8).

Leading Tacklers – Hawai'i: Watson Ho'ohuli (9-1-10). UAB: Dominique Cosper (10-0-10).

TEAM STATISTICS

	Warriors	Blazers
First Downs	23	31
Total Net Yards	489	590
Rushing (Att-Yards)	16-84	36-173
Passing (C-A-I-Yards)	31-47-0-405	31-54-1-417
Sacks Against-Yards	1-8	2-8
Punting	4-171-42.8	6-245-40.8
Fumbles-Lost	1-1	1-1
Penalties-Yards	6-43	12-104
Time of Possession	26:32	33:28



2005

DECEMBER 24, 2005
ALOHA STADIUM (26,254)

	1	2	3	4	OT	Final
Nevada (9-3)	7	21	0	14	7	49
UCF (8-5)	17	3	12	10	6	48

HONOLULU - B.J. Mitchell and Robert Hubbard combined for 304 yards and five touchdowns to help Nevada to a 49-48 overtime win over Central Florida in the Sheraton Hawai'i Bowl, Dec. 24, 2005, at Aloha Stadium. Nevada finished with its best season (9-3) since 1996 and spoiled Central Florida's bowl debut.

Wolf Pack quarterback Jeff Rowe scored the go-ahead touchdown on 4-yard naked bootleg in the overtime period. Brett Jaekle added the PAT to give Nevada a seven-point lead. Two plays later, UCF running back Kevin Smith, who finished the game with a Sheraton Hawai'i Bowl record 202 rushing yards and three touchdowns (29 carries), scored on a 19-yard run. But UCF place-kicker Matt Prater missed the tying extra point wide right to give Nevada the victory.

UCF jumped out to a 14-0 lead before Nevada pumped out 21 points in the second quarter to take a 28-20 lead at the half. The Golden Knights reclaimed the lead with two touchdowns in the third quarter, a 29-yard pass from Steven Moffett to Brandon Marshall and a 3-yard run by Kevin Smith.

The Wolf Pack answered with Hubbard's third touchdown of the day, a 5-yard run that capped an 80-yard drive early in the fourth quarter. Rowe hit Travis Branzell for a 7-yard touchdown to give Nevada a 42-32 lead with 3:18 left to play, but UCF ran off 10 points in the next two minutes, including a 16-yard touchdown pass from Moffett to Marshall to tie the game at 42 with 55 second remaining.

The teams combined for 1,178 yards of total offense, a Sheraton Hawai'i Bowl record. Marshall finished with 11 catches for a SHB record 210 yards and three touchdowns, while Roosevelt Cooks led all tacklers with 16.

MOST VALUABLE PLAYERS



B.J. Mitchell
Nevada



Brandon Marshall
UCF



SCORING SUMMARY

1st Quarter

UCF 13:20 Brandon Marshall 51 pass from Steven Moffett (Matt Prater kick)
 UCF 9:24 Kevin Smith 78 run (Matt Prater kick)
 UN 8:33 Robert Hubbard 4 run (Brett Jaekle kick)
 UCF 4:08 Matt Prater 47 FG

2nd Quarter

UN 11:32 B.J. Mitchell 1 run (Brett Jaekle kick)
 UN 7:37 B.J. Mitchell 1 run (Brett Jaekle kick)
 UN 5:01 Robert Hubbard 24 run (Brett Jaekle kick)
 UCF 0:56 Matt Prater 38 FG

3rd Quarter

UCF 8:19 Brandon Marshall 29 pass from Steven Moffett (Steven Moffett pass failed)
 UCF 1:51 Kevin Smith 3 run (Steven Moffett pass failed)

4th Quarter

UN 13:02 Robert Hubbard 5 run (Brett Jaekle kick)
 UN 3:18 Travis Branzell 7 pass from Jeff Rowe (Brett Jaekle kick)
 UCF 1:32 Matt Prater 46 FG
 UCF 0:55 Brandon Marshall 16 pass from Steven Moffett (Matt Prater kick)

Overtime

UN 0:00 Jeff Rowe 4 run (Brett Jaekle kick)
 UCF 0:00 Kevin Smith 19 run (Matt Prater kick failed)

INDIVIDUAL LEADERS

Rushing (Att-Yards-TD) – UN: B.J. Mitchell (23-178-2), Robert Hubbard (15-126-3). UCF: Kevin Smith (29-202-3).

Passing (Cmp-Yards-TD) – UN: Jeff Rowe (22-254-1). UCF: Steven Moffett (19-301-3).

Receiving (Rec-Yards-TD) – UN: Caleb Spencer (11-114-0). UCF: Brandon Marshall (11-210-3).

Punting (Att-Yards-Avg) – UN: Justin Bergendahl (3-132-44.0). UCF: Aaron Horne (3-115-38.3).

Sacks By (No-Yards) – UN: Ezra Butler (1-12), Scott Garrison (1-10), Charles Wilson (1-6). UCF: Steven Baker (1-7).

Leading Tacklers – UN: Roosevelt Cooks (7-9-16). UCF: Johnell Neal (9-2-11).

TEAM STATISTICS

	Wolf Pack	Golden Knights
First Downs	30	30
Total Net Yards	623	555
Rushing (Att-Yards)	51-369	44-254
Passing (C-A-I-Yards)	22-32-1-254	19-36-1-301
Sacks Against-Yards	1-7	3-28
Punting	3-132-44.0	3-115-38.3
Fumbles-Lost	1-0	0-0
Penalties-Yards	10-92	6-30
Time of Possession	30:37	29:23



2006

DECEMBER 24, 2006
ALOHA STADIUM (43,435)

	1	2	3	4	OT	Final
Hawai'i (11-3)	0	3	21	17	-	41
Arizona State (7-6)	3	7	0	14	-	24

HONOLULU – The largest crowd in Sheraton Hawai'i Bowl history (43,435) saw Hawai'i score 38 second-half points to defeat Arizona State, 41-24, Dec. 24 at Aloha Stadium.

Warrior quarterback Colt Brennan threw for a school record and Sheraton Hawai'i Bowl record 559 yards (33 of 42) and five touchdowns, giving him 58 touchdowns passes on the season, a new NCAA record. Jason Rivers tied the school record with 14 catches for a school-record and NCAA bowl game record 308 yards and two touchdowns. Both were named Sheraton Hawai'i Bowl co-Most Valuable Players, along with Arizona State's Ryan Torain who finished the game with 18 carries for 160 yards and one touchdown.

For the first time since opening day, Hawai'i (11-3) did not score a touchdown in the first half, squandering scoring opportunities, a missed field goal in the first quarter, and an interception in the second, allowing Arizona State to take a 10-3 halftime lead.

But the Warriors erupted for 21 points in the third quarter when Brennan threw touchdown strikes to Rivers (38 yards), and two to Ryan Grice-Mullen (7 and 36-yards respectively) to take a 24-10 lead heading into the fourth quarter. Grice-Mullen finished with eight catches for 111 yards and two touchdowns.

Dan Kelly added a 43-yard field goal before Arizona State (7-6) scored 14 straight points to cut the Warrior lead to three, 27-24, with 10:25 left to play.

But the Warriors and the Warrior offense were not finished. Brennan found Davone Bess for a 21-yard touchdown to cap an 80-yard drive, and Rivers capped a 95-yard drive with a 79-yard touchdown catch-and-run to seal the win.

SCORING SUMMARY

1st Quarter

ASU 1:59 Jesse Ainsworth 44 FG

2nd Quarter

UH 12:35 Dan Kelly 42 FG

ASU 5:21 Brandon Smith 37 pass from Rudy Carpenter (Jesse Ainsworth kick)

3rd Quarter

UH 12:29 Jason Rivers 38 pass from Colt Brennan (Dan Kelly kick)

UH 8:46 Ryan Grice-Mullen 7 pass from Colt Brennan (Dan Kelly kick)

UH 2:14 Ryan Grice-Mullen 36 pass from Colt Brennan (Dan Kelly kick)

4th Quarter

UH 13:04 Dan Kelly 43 FG

ASU 12:21 Ryan Torain 12 run (Jesse Ainsworth kick)

ASU 10:25 Michael Jones 4 pass from Rudy Carpenter (Jesse Ainsworth kick)

UH 5:16 Davone Bess 21 pass from Colt Brennan (Dan Kelly kick)

UH 2:01 Jason Rivers 79 pass from Colt Brennan (Dan Kelly kick)

INDIVIDUAL LEADERS

Rushing (Att-Yards-TD) – Hawai'i: Nate Ilaoa (18-97-0). ASU: Ryan Torain (18-160-1).

Passing (Cmp-Yards-TD) – Hawai'i: Colt Brennan (33-559-5). ASU: Rudy Carpenter (13-191-2).

Receiving (Rec-Yards-TD) – Hawai'i: Jason Rivers (14-308-2), Ryan Grice-Mullen (8-111-2). ASU: Michael Jones (5-72-1).

Punting (Att-Yards-Avg) – Hawai'i: Kurt Milne (1-44-44.0). ASU: Jonathan Johnson (4-196-49.0).


Sacks By (No-Yards) – Hawai'i: Melila Purcell (2.0-10), Leonard Peters (1.0-13), Ikaika Alama-Francis (1.0-1). ASU: Keno Walter-White (1.0-7), Dexter Davis (1.0-5), Beau Manutai (1.0-3), Mike Nixon (1.0-2).

Leading Tacklers – Hawai'i: Solomon Elimimian (6-2-8). ASU: Beau Manutai (8-0-8).

TEAM STATISTICS

	Warriors	Sun Devils
First Downs	32	18
Total Net Yards	680	391
Rushing (Att-Yards)	27-121	36-200
Passing (C-A-I-Yards)	33-42-1-559	13-26-0-191
Sacks Against-Yards	4-17	4-24
Punting	1-44-44.0	4-196-49.0
Fumbles-Lost	2-1	3-2
Penalties-Yards	10-103	5-32
Time of Possession	32:15	27:45

MOST VALUABLE PLAYERS



Colt Brennan
Hawai'i



Jason Rivers
Hawai'i



Ryan Torain
Arizona State



2007

DECEMBER 23, 2007
ALOHA STADIUM (30,467)

	1	2	3	4	OT	Final
Boise State (10-3)	7	7	10	14	-	38
East Carolina (8-5)	10	21	7	3	-	41

HONOLULU – Chris Johnson set an NCAA bowl record with 408 all-purpose yards, while Ben Hartman hit a 34-yard field goal as time expired to lead the East Carolina Pirates to an exciting 41-38 victory over No. 24 Boise State in the Sheraton Hawai'i Bowl at Aloha Stadium, Dec. 23.

Johnson finished the game with 223 yards rushing, 32 yards receiving and 153 yards in kickoff returns, passing the old bowl mark set by Alabama's Sherman Williams (359 yards set against Ohio State in the 1995 Citrus Bowl). Johnson had two touchdowns (one rushing, one receiving) He was named the game's Most Valuable Player, along with Boise State's Jeremy Avery, who rushed for 69 yards with four catches for 43 yards and a touchdown.

East Carolina (8-5) jumped out early in the game as Johnson's 18-yard touchdown reception from Patrick Pinkney gave the Pirates a 24-7 lead with 8:51 left in the second quarter. Boise State (10-3) answered with a 69-yard drive, capped by a three-yard touchdown pass from Taylor Tharp to Ryan Putnam, before ECU capped its big first half with a 3-yard touchdown run by Dominique Lindsay with just 33 seconds left, giving the Pirates a 31-10 halftime lead.

The Pirates added another touchdown to start the third quarter, extending its lead to 38-14, before Boise State mounted a ferocious comeback. A 25-yard touchdown pass from Tharp to Avery and a one-yard D.J. Harper touchdown run that capped an 80-yard BSU drive sandwiched a Kyle Brotzman field goal, pulling the Broncos within a touchdown at 38-31.

Boise State then got a big break as Johnson fumbled late in the fourth quarter, his first fumble of the season, with Marty Tadman returning the miscue for a 47-yard touchdown with just 1:25 left in regulation, tying the game at 38-38.

With a third overtime finish in just six years of the Hawai'i Bowl looking probable, the Pirates drove quickly, using just four plays, highlighted by a 36-yard pass from Rob Kass to Jamar Bryant, to get to the Boise State 17-yard-line. With four seconds on the clock, Hartman knocked the 34-yarder through the goal posts, giving ECU its first bowl victory since 2000 (Galleryfurniture.com Bowl).

MOST VALUABLE PLAYERS



Chris Johnson
East Carolina



Jeremy Avery
Boise State



SCORING SUMMARY

1st Quarter

ECU 8:22 Ben Hartman 36 FG
 BSU 8:10 Austin Smith 89 kickoff return (Kyle Brotzman kick)
 ECU 4:25 Chris Johnson 68 run (Ben Harman kick)

2nd Quarter

ECU 12:31 Dominique Lindsay 3 run (Ben Hartman kick)
 ECU 8:51 Chris Johnson 18 pass from Patrick Pinkney (Ben Hartman kick)
 BSU 4:18 Ryan Putnam 3 pass from Taylor Tharp (Kyle Brotzman kick)
 ECU 0:33 Dominique Lindsay 3 run (Ben Hartman kick)

3rd Quarter

ECU 9:02 Brandon Simmons 3 run (Ben Hartman kick)
 BSU 8:10 Jeremy Avery 25 pass from Taylor Tharp (Kyle Brotzman kick)
 BSU 3:11 Kyle Brotzman 31 FG

4th Quarter

BSU 7:09 D.J. Harper 1 run (Kyle Brotzman kick)
 BSU 1:25 Marty Tadman 47 fumble return (Kyle Brotzman kick)
 ECU 0:00 Ben Hartman 34 FG

INDIVIDUAL LEADERS

Rushing (Att-Yards-TD) – BSU: Jeremy Avery (10-69-0). ECU: Chris Johnson (28-223-1).

Passing (Cmp-Yards-TD) – BSU: Taylor Tharp (30-270-2). ECU: Patrick Pinkney (12-118-1).

Receiving (Rec-Yards-TD) – BSU: Austin Pettis (9-89-0). ECU: Jamar Bryant (6-78-0).

Punting (Att-Yards-Avg) – BSU: Kyle Brotzman (4-169-42.3). ECU: Matt Dodge (7-302-43.1).

Sacks By (No-Yards) – BSU: Ryan Winterswyk (1.0-8), Tim Brady (1.0-2). ECU: C.J. Wilson (1.0-7).

Leading Tacklers – BSU: Marty Tadman (7-3-10). ECU: Pierre Bell (9-0-9).

TEAM STATISTICS

	Broncos	Pirates
First Downs	22	22
Total Net Yards	368	476
Rushing (Att-Yards)	24-98	50-322
Passing (C-A-I-Yards)	30-44-2-270	13-22-0-154
Sacks Against-Yards	1-7	2-10
Punting	4-169-42.2	7-302-43.1
Fumbles-Lost	3-2	2-1
Penalties-Yards	4-50	7-50
Time of Possession	26:16	33:44



2008

DECEMBER 24, 2008
ALOHA STADIUM (45,718)

	1	2	3	4	OT	Final
Hawai'i (7-7)	0	7	7	7	-	21
Notre Dame (7-6)	7	21	21	0	-	49

HONOLULU – The University of Hawai'i Warrior football concluded its 2008 campaign with a 49-21 loss to Notre Dame in the Sheraton Hawai'i Bowl Christmas Eve at Aloha Stadium. UH finished the year with a 7-7 record.

Making its sixth bowl appearance in the last seven years, the Warriors could do little to contain the Fighting Irish who finished with a 7-6 mark. The loss ended a string of three straight Hawai'i Bowl wins for the Warriors dating back to 2003.

Jimmy Clausen passed for 401 yards and five touchdowns to end Notre Dame's nine-game bowl losing streak and give the Fighting Irish their first bowl win in 15 years. Clausen completed 22-of-26 passes en route to co-MVP honors.

Clausen shared the MVP award with sophomore receiver Golden Tate his primary target, who hauled in six passes for 177 yards. Tate caught touchdown passes of 69, 18 and 40 yards. The three touchdown receptions tied a Hawai'i Bowl record.

Clausen passed for 302 yards and three touchdowns by halftime as the Irish took a comfortable 28-7 into the locker room

Senior wide receiver Aaron Bain earned bowl MVP honors for Hawai'i after scoring two touchdowns on the day. Bain finished with career highs in receptions (8) and yards (109). Junior quarterback Greg Alexander finished with 23-of-39 for 261 yards for UH. Senior Solomon Elimimian, the school's all-time leader in tackles, led UH with nine stops, including one sack.

Notre Dame got on the board first with 3:07 left in the first quarter when Robert Hughes rushed from 2 yards out to cap a nine-play, 87-yard drive. Notre Dame extended its lead to 14-0 five minutes into the second quarter when Clausen found David Grimes in the corner of the end zone for a 14-yard touchdown.

UH made it a 14-7 game when Bain scored on a 10-yard connection from Alexander midway through the second quarter. It was all Irish after that. Notre Dame answered right back on its next possession with a 69-yard bomb from Clausen to Tate to move its cushion to two touchdowns and begin a string of 28 unanswered points by the Fighting Irish.

MOST VALUABLE PLAYERS



Jimmy Clausen
Notre Dame



Golden Tate
Notre Dame



Aaron Bain
Hawai'i



SCORING SUMMARY

1st Quarter

ND 3:07 Robert Hughes 2 run (Brandon Walker kick)

2nd Quarter

ND 10:25 David Grimes 14 pass from Jimmy Clausen (Brandon Walker kick)

UH 8:12 Aaron Bain 10 pass from Greg Alexander (Dan Kelly kick)

ND 6:49 Golden Tate 69 pass from Jimmy Clausen (Brandon Walker kick)

ND 0:01 Golden Tate 18 pass from Jimmy Clausen (Brandon Walker kick)

3rd Quarter

ND 10:50 Armando Allen 18 pass from Jimmy Clausen (Brandon Walker kick)

ND 7:22 Golden Tate 40 pass from Jimmy Clausen (Brandon Walker kick)

UH 4:25 Aaron Bain 21 pass from Greg Alexander (Dan Kelly kick)

ND 4:12 Armando Allen 96 kickoff return (Brandon Walker kick)

4th Quarter

UH 1:45 Michael Washington 27 pass from Inoke Funaki (Dan Kelly kick)

INDIVIDUAL LEADERS

Rushing (Att-Yards-TD) – ND: Robert Hughes (17-55-1). UH: Kealoha Pilares (2-19-0).

Passing (Cmp-Yards-TD) – ND: Jimmy Clausen (22-401-5). UH: Greg Alexander (23-261-2).

Receiving (Rec-Yards-TD) – ND: Golden Tate (6-177-3). UH: Aaron Bain (8-109-2).

Punting (Att-Yards-Avg) – ND: Eric Maust (5-219-43.8). UH: Tim Grasso (6-225-37.5).

Sacks By (No-Yards) – ND: Steve Quinn (2.0-19), Ethan Johnson (2.0-6). UH: Solomon Elimimian (1.0-6).

Leading Tacklers – ND: Kyle McCarthy (6-1-7). UH: Solomon Elimimian (5-4-9).

TEAM STATISTICS

	Fighting Irish	Warriors
First Downs	23	22
Total Net Yards	478	358
Rushing (Att-Yards)	34-65	19-32
Passing (C-A-I-Yards)	24-28-0-413	28-44-1-326
Sacks Against-Yards	2-8	8-55
Punting	5-219-43.8	7-242-34.6
Fumbles-Lost	2-0	2-1
Penalties-Yards	5-60	8-69
Time of Possession	33:00	27:00



2009

DECEMBER 24, 2009
ALOHA STADIUM (32,650)

	1	2	3	4	OT	Final
Nevada (8-5)	0	0	3	7	-	10
SMU (8-5)	17	14	7	7	-	45

HONOLULU - Freshman Kyle Padron threw for an SMU-record 460 yards, leading the Mustangs to a 45-10 victory over Nevada - SMU's first postseason appearance in 25 years.

It was a triumphant return to the postseason and paradise for the Mustangs and second-year coach June Jones, who left Hawai'i after nine seasons and has revived a dreadful SMU program hit hard by the NCAA death penalty. After going 1-11 the previous two years, the Mustangs (8-5) have their most victories since their last postseason game -- also in Hawaii when SMU beat Notre Dame 27-20 in the 1984 Aloha Bowl to finish 10-2.

The 18-year-old Padron, who was 32 of 41 and completed two touchdown passes, was confident and composed on the biggest stage of his young career. The 12-point underdogs dominated from the opening bell, jumping out to a 17-0 lead in the first quarter and building a 38-0 advantage by the third.

Padron had 303 yards passing in the first half alone, breaking SMU's bowl record of 281 yards by Chuck Hixson in the 1968 Astro-Bluebonnet Bowl.

Padron's 17- and 2-yard touchdown passes in second quarter gave SMU a 31-0 lead at the half and had the Wolf Pack searching for answers. The 17-yarder was to Emmanuel Sanders, who had seven catches for 124 yards. Sanders finished his career as SMU's career leader in receptions, touchdown catches and yards.

Shawnbrey McNeal added 63 yards rushing and three touchdowns, including two in the first quarter. He also had seven catches for 53 yards.

While SMU racked up 534 yards of offense, Nevada had held to just 314, including 137 yards rushing. The Wolf Pack averaged 362.3 yards rushing during the regular season and is the first team in NCAA history to have three 1,000-yard rushers. But Nevada was without two of them in running backs Vai Taua and Luke Lippincott.

Nevada quarterback Colin Kaepernick couldn't get anything going on the ground or through the air. Kaepernick, who rushed for 1,160 yards in the regular season, had just 23 yards rushing on 13 carries and was 15 of 29 for 177 yards passing.

MOST VALUABLE PLAYERS



Kyle Padron
SMU



Kevin Basped
Nevada



SCORING SUMMARY

1st Quarter

SMU 13:29 Shawnbrey McNeal 9 yd run (Matt Szymanski kick)
 SMU 8:22 Shawnbrey McNeal 1 yd run (Matt Szymanski kick)
 SMU 2:49 Matt Szymanski 22 yd field goal

2nd Quarter

SMU 5:37 Emmanuel Sanders 17 yd pass from Kyle Padron (Matt Szymanski kick)
 SMU 1:17 Cole Beasley 2 yd pass from Kyle Padron (Matt Szymanski kick)

3rd Quarter

SMU 7:45 Zach Line 3 yd run (Matt Szymanski kick)
 NEV 3:08 Ricky Drake 21 yd field goal

4th Quarter

SMU 3:27 Shawnbrey McNeal 17 yd run (Matt Szymanski kick)
 NEV 1:04 Brandon Wimberly 10 yd pass from Colin Kaepernick (Ricky Drake kick)

INDIVIDUAL LEADERS

Rushing (Att-Yards-TD) – UN: Lampford Mark (15-90-1); Colin Kaepernick (13-23). SMU: Shawnbrey McNeal (12-63-3); Zach Line (4-9-1).

Passing (Cmp-Yards-TD) – UN: Colin Kaepernick (15-177-1). SMU: Kyle Padron (32-460-2).

Receiving (Rec-Yards-TD) – UN: Brandon Wimberly (7-80-1). SMU: Aldrick Robison (9-176-0); Emmanuel Sanders (7-124-1).

Punting (Att-Yards-Avg) – UN: Brad Langley (6-267-44.5). SMU: Matt Szymanski (3-135-45.0)

Sacks By (No-Yards) – UN: Kevin Basped (2.0-17). SMU: Aaron Davis (1.0-5); Margus Hunt (1.0-5); Taylor Thompson (1.0-3).

Leading Tacklers – UN: Mo Harvey (9-0-9). SMU: Chase Kennemer (9-0-9).

TEAM STATISTICS

	Wolf Pack	Mustangs
First Downs	17	23
Total Net Yards	314	534
Rushing (Att-Yards)	34-137	24-74
Passing (C-A-I-Yards)	29-15-1-177	41-32-0-460
Sacks Against-Yards	3-13	2-17
Punting	6-267-44.5	3-135-45.0
Fumbles-Lost	1-0	1-0
Penalties-Yards	7-61	6-45
Time of Possession	27:11	32:49



2010

DECEMBER 24, 2010
ALOHA STADIUM (43,673)

	1	2	3	4	OT	Final
Hawai'i (10-4)	0	14	14	7	-	35
Tulsa (10-3)	10	17	21	14	-	62

HONOLULU - Damaris Johnson broke loose for a career-high 326 all-purpose yards to break the NCAA career record and Tulsa took advantage of six first-half turnovers to beat No. 24 Hawai'i 62-35 in the Sheraton Hawaii Bowl.

The Golden Hurricane (10-3) grounded the nation's No. 1 passing offense most of the night and broke it open with a 21-point third quarter for their seventh straight win and third consecutive bowl victory.

The short and speedy Johnson earned MVP honors, rushing for 98 yards and a touchdown on five carries and catching four passes for 101 yards and another score. He had two big plays in the decisive third quarter -- a 59-yard reception and a 67-yard TD run that put Tulsa up 41-28.

He also had five kickoff returns for 109 yards and an 18-yard punt return. Johnson hauled in Tulsa's final touchdown, a 9-yarder from G.J. Kinne with 1:16 left. Johnson raised his nation-leading all-purpose average from 191.8 to 202.2 yards.

Greg Salas also had a record night for Hawai'i (10-4). The senior had 13 receptions for career-high 214 yards and two touchdowns and set school single-season records in receptions and receiving yards. Hawai'i, 3-3 in its hometown bowl, had 550 yards of offense to Tulsa's 531.

Kinne was 17 of 31 for 343 yards and three second-half touchdowns. He had just 107 yards passing in the first half.


Tulsa entered the game ranked 119th in the nation in pass defense, but used an aggressive pass rush up front and had its linebackers drop back into coverage on the Warriors, who shared the Western Athletic Conference title with Boise State and Nevada.

The Golden Hurricane forced a fumble and intercepted five passes in the first half, including two picks by Curnelius Arnick. Hawai'i's six first-half turnovers led to 24 Tulsa points and gave the Hurricane a 27-14 halftime lead.

On Arnick's second interception, he stepped in front of Bryant Moniz's errant throw and returned it 54 yards along the sideline, leaping for the score to put Tulsa up by 17.

Moniz broke the 5,000-yard passing mark for the season, throwing for 411 yards and three touchdowns. But he had a disastrous first half with four interceptions.

MOST VALUABLE PLAYERS



Damaris Johnson
Tulsa



Greg Salas
Hawai'i



SCORING SUMMARY

1st Quarter

TUL 12:29 Singleton 3 yd run (Fitzpatrick kick)
 TUL 1:29 Fitzpatrick 42 yd field goal

2nd Quarter

UH 12:54 Austin 1 yd run (Enos kick)
 TUL 11:08 Flanders 54 yd interception return (Fitzpatrick kick)
 TUL 9:34 Arnick 54 yd interception return (Fitzpatrick kick)
 UH 2:20 Salas 18 yd pass from Moniz (Enos kick)
 TUL 0:16 Fitzpatrick 28 yd field goal

3rd Quarter

UH 7:28 Salas 5 yd pass from Moniz (Enos kick)
 TUL 6:57 Owens 15 yd pass from Kinne (Fitzpatrick kick)
 UH 5:47 Green 1 yd run (Enos kick)
 TUL 4:57 Johnson 67 yd run (Fitzpatrick kick)
 TUL 3:12 Roberson 47 yd pass from Kinne (Fitzpatrick kick)

4th Quarter

UH 9:27 Pollard 33 yd pass from Moniz (Enos kick)
 TUL 7:00 Singleton 3 yd run (Fitzpatrick kick)
 TUL 1:16 Johnson 9 yd pass from Kinne (Fitzpatrick kick)

INDIVIDUAL LEADERS

Rushing (Att-Yards-TD) – Tulsa: Damaris Johnson (5-98-2); Charles Clay (4-62-0). Hawai'i: Alex Green (13-31-1); Bryant Moniz (11-26-0).

Passing (Cmp-Yards-TD) – Tulsa: G.J. Kinne (17-343-3). Hawai'i: Bryant Moniz (24-411-3); Shane Austin (6-68-0).

Receiving (Rec-Yards-TD) – Tulsa: Damaris Johnson (4-101-1); Trae Johnson (2-71-0); Thomas Roberson (2-63-1). Hawai'i: Greg Salas (13-214-2); Royce Pollard (8-129-1).

Punting (Att-Yards-Avg) – Tulsa: Michael Such (6-265-44.2). Hawai'i: Alex Dunnachie (6-253-42.2).

Sacks By (No-Yards) – Tulsa: Shawn Jackson (3.0-18); Curnelius Arnick (2.0-16). Hawai'i: Paipai Falemalu 2.0-8).

Leading Tacklers – Tulsa: Curnelius Arnick (8-2-10); Dexter McCoil (9-0-9). Hawai'i: Mana Silva (7-2-9); Aaron Brown (6-2-8).

TEAM STATISTICS

	Hurricane	Warriors
First Downs	18	28
Total Net Yards	531	550
Rushing (Att-Yards)	31-188	27-71
Passing (C-A-I-Yards)	32-17-0-343	56-30-5-479
Sacks Against-Yards	4-30	6-46
Punting	6-265-44.2	6-253-42.2
Fumbles-Lost	3-2	2-1
Penalties-Yards	4-45	6-42
Time of Possession	26:31	33:29



INDIVIDUAL - OFFENSE

Longest Pass Plays

- 81 Kevin Kolb (Houston) to Vincent Marshall, 2003*
- 79 Colt Brennan (Hawai'i) to Jason Rivers, 2006*
- 74 Timmy Chang (Hawai'i) to Jason Rivers, 2004*
- 71 Kyle Padron (SMU) to Cole Beasley, 2009
- 69 Jimmy Clausen (Notre Dame) to Golden Tate, 2008*
- 64 Timmy Chang (Hawai'i) to Jeremiah Cockheran, 2003
- 62 G.J. Kinne (Tulsa) to Trae Johnson, 2010
- 61 Timmy Chang (Hawai'i) to Jason Rivers, 2003
- 59 G.J. Kinne (Tulsa) Damaris Johnson, 2010
- 58 Kyle Padron (SMU) to Emmanuel Sanders, 2009
- 57 Shawn Withy-Allen (Hawai'i) to Justin Colbert, 2002*

Longest Kickoff Returns

- 96 Armando Allen (Notre Dame), 2008*
- 89 Austin Smith (Boise State), 2007*
- 55 Justin Tryon (Arizona State), 2006
- 52 Titus Young (Boise State), 2007
- 48 Reggie Lindsey (UAB), 2004
- 42 Justin Tryon (Arizona State), 2006
- 40 Britton Komine (Hawai'i), 2004*
- 40 Dustin Blount (Hawai'i), 2010
- 39 Chris Johnson, (East Carolina), 2007
- 36 2x by Ricky Wilson (Houston), 2003

Longest Punt Returns

- 60 Chad McCullar (Houston), 2003
- 60 Lynarias Elpheage (Tulane), 2002*
- 59 Chad Owens (Hawai'i), 2004 *
- 56 Lynarias Elpheage (Tulane), 2002
- 18 Demaris Johnson (Tulsa), 2010
- 18 Emmanuel Sanders (SMU), 2009
- 18 Chad Owens (Hawai'i), 2004
- 16 Lynarias Elpheage (Tulane), 2002
- 14 Davone Bess (Hawai'i), 2007
- 13 Chad Owens (Hawai'i), 2002

Longest Field Goals

- 47 Matt Prater (UCF), 2005
- 46 Matt Prater (UCF), 2005
- 44 Jesse Ainsworth (Arizona State), 2006
- 43 Justin Ayat (Hawai'i), 2004
- 43 Dan Kelly (Hawai'i), 2006
- 42 Dan Kelly (Hawai'i), 2006
- 42 Kevin Fitzpatrick (Tulsa), 2010
- 38 Matt Prater (UCF), 2005
- 37 Seth Marler (Tulane), 2002
- 36 Nick Hayes (UAB), 2004
- 36 Dustin Bell (Houston), 2003

Longest Punts

- 73 Mat McBriar (Hawai'i), 2002
- 61 Matt Dodge (East Carolina), 2007
- 59 Brad Langley (SMU), 2009
- 59 Mat McBriar (Hawai'i), 2002
- 58 Seth Marler (Tulane), 2002
- 57 Alex Dunnachie (Hawai'i), 2010
- 56 Alex Dunnachie (Hawai'i), 2010
- 56 Justin Bergendahl (Nevada), 2005
- 55 Jimmy McClary (Houston), 2003
- 55 Seth Marler (Tulane), 2002

Longest Interception Returns

- 54 John Flanders (Tulsa), 2010*
- 54 Curnelius Arnick (Tulsa), 2010*
- 52 Curnelius Arnick (Tulsa), 2010
- 36 DeAngelo Wilson (Nevada), 2005
- 32 Will Gulley (Houston), 2003
- 27 J.J. Milbrook (East Carolina), 2007
- 24 Sean Lucas (Tulane), 2002

- 18 David Bruton (Notre Dame), 2008
- 15 Turmarian Moreland (Hawai'i), 2004
- 12 Jason Venson (UCF), 2005

Most Yards Gained Rushing

- 224 Chris Johnson (East Carolina), 2007
- 202 Kevin Smith (UCF), 2005
- 178 B.J. Mitchell (Nevada), 2005
- 160 Ryan Torain (Arizona State), 2006
- 126 Robert Hubbard (Nevada), 2005
- 124 Jackie Battle (Houston), 2003
- 116 Mewelde Moore (Tulane), 2002

Most Rushing Touchdowns

- 3 Shawnbrey McNeal (SMU), 2009
- 3 Kevin Smith (UCF), 2005
- 3 Robert Hubbard (Nevada), 2005
- 3 Jackie Battle (Houston), 2003
- 2 Alex Singleton (Tulsa), 2010
- 2 Dominique Lindsay (East Carolina), 2007
- 2 B.J. Mitchell (Nevada), 2005
- 2 J.P. Losman (Tulane), 2002

Most Yards Passing

- 559 Colt Brennan (Hawai'i), 2006
- 475 Timmy Chang (Hawai'i), 2003
- 460 Kyle Padron (SMU), 2009
- 417 Darrell Hackney (UAB), 2004
- 411 Bryant Moniz (Hawai'i), 2010
- 405 Timmy Chang (Hawai'i), 2004
- 401 Jimmy Clausen (Notre Dame), 2008
- 343 G.J. Kinne (Tulsa), 2010
- 332 Kevin Kolb (Houston), 2003
- 301 Steven Moffett (UCF), 2005

Most Passing Touchdowns

- 6 Colt Brennan (Hawai'i), 2006
- 5 Jimmy Clausen (Notre Dame), 2008
- 5 Timmy Chang (Hawai'i), 2003
- 4 Timmy Chang (Hawai'i), 2004
- 3 Bryant Moniz (Hawai'i), 2010
- 3 G.J. Kinne (Tulsa), 2010
- 3 Steven Moffett (UCF), 2005

Most Yards Total Offense

- 574 Colt Brennan (Hawai'i), 2006
- 467 Kyle Padron (SMU), 2009
- 439 Timmy Chang (Hawai'i), 2003
- 437 Bryant Moniz (Hawai'i), 2010
- 420 Darrel Hackney (UAB), 2004
- 402 Timmy Chang (Hawai'i), 2004
- 395 Jimmy Clausen (Notre Dame), 2008
- 347 G.J. Kinne (Tulsa), 2010
- 339 Kevin Kolb (Houston), 2003
- 319 Jeff Rowe (Nevada), 2005

Most Touchdowns

- 3 Shawnbrey McNeal (SMU), 2009
- 3 Golden Tate (Notre Dame), 2008
- 3 Robert Hubbard (Nevada), 2005
- 3 Brandon Marshall (UCF), 2005
- 3 Kevin Smith (UCF), 2005
- 3 Chad Owens (Hawai'i), 2004
- 3 Jackie Battle (Houston), 2003
- 3 Jason Rivers (Hawai'i), 2003
- 2 Damaris Johnson (Tulsa), 2010
- 2 Greg Salas (Hawai'i), 2010
- 2 Alex Singleton (Tulsa), 2010
- 2 Aaron Bain (Hawai'i), 2008
- 2 Chris Johnson (East Carolina), 2007
- 2 Dominique Lindsay (East Carolina), 2007
- 2 Jason Rivers (Hawai'i), 2007

- 2 Ryan Grice-Mullen (Hawai'i), 2007
- 2 B.J. Mitchell (Nevada), 2005
- 2 Michael Brewster (Hawai'i), 2003
- 2 Justin Colbert (Hawai'i), 2002

Longest Runs

- 78 Kevin Smith (UCF), 2005 *
- 68 Chris Johnson (East Carolina), 2007*
- 67 Damaris Johnson (Tulsa), 2010*
- 64 Ryan Torain (Arizona State), 2006
- 59 B.J. Mitchell (Nevada), 2005
- 49 Robert Hubbard (Nevada), 2005
- 45 Charles Clay (Tulsa), 2010
- 35 Steven Moffett (UCF), 2005
- 34 Bryant Moniz (Hawai'i), 2010
- 29 Thero Mitchell (Hawai'i), 2002
- 29 Mewelde Moore (Tulane), 2002
- 29 Shawn Withy-Allen (Hawai'i), 2002

Most Receptions

- 14 Jason Rivers (Hawai'i), 2006
- 13 Greg Salas (Hawai'i), 2010
- 11 Jason Rivers (Hawai'i), 2004
- 11 Caleb Spencer (Nevada), 2005
- 11 Brandon Marshall (UCF), 2005
- 9 Aldrick Robinson (SMU), 2009
- 9 Austin Pettis (Boise State), 2007
- 9 Justin Colbert (Hawai'i), 2002
- 9 Jeremiah Cockheran (Hawai'i), 2002
- 8 Royce Pollard (Hawai'i), 2010
- 8 Aaron Bain (Hawai'i), 2008
- 8 Ryan Grice-Mullen (Hawai'i), 2006
- 8 Chad Owens (Hawai'i), 2004

Most Yards Receiving

- 308 Jason Rivers (Hawai'i), 2006#
- 214 Greg Salas (Hawai'i), 2010
- 210 Brandon Marshall (UCF), 2005
- 177 Golden Tate (Notre Dame), 2008
- 176 Aldrick Robinson (SMU), 2009
- 162 Jeremiah Cockheran (Hawai'i), 2003
- 158 Justin Colbert (Hawai'i), 2002
- 157 Vincent Marshall (Houston), 2003
- 148 Jason Rivers (Hawai'i), 2004
- 143 Jason Rivers (Hawai'i), 2003

Most Receiving Touchdowns

- 3 Golden Tate (Notre Dame), 2008
- 3 Brandon Marshall (UCF), 2005
- 3 Jason Rivers (Hawai'i), 2003
- 2 Greg Salas (Hawai'i), 2010
- 2 Aaron Bain (Hawai'i), 2008
- 2 Jason Rivers (Hawai'i), 2006
- 2 Ryan Grice-Mullen (Hawai'i), 2006
- 2 Chad Owens (Hawai'i), 2004
- 2 Justin Colbert (Hawai'i), 2002

Most All-Purpose Yards

- 408 Chris Johnson (East Carolina), 2007#
- 326 Damaris Johnson (Tulsa), 2010
- 308 Jason Rivers (Hawai'i), 2006
- 208 Greg Salas (Hawai'i), 2010
- 204 Chad Owens (Hawai'i), 2004
- 204 Kevin Smith (UCF), 2005
- 203 Golden Tate (Notre Dame), 2008
- 176 Aldrick Robinson (SMU), 2009

* resulted in touchdown

denotes NCAA Bowl record

INDIVIDUAL - DEFENSE

Most Total Tackles

16 Roosevelt Cooks (Nevada), 2005
12 Leonard Peters (Hawai'i), 2003
11 Johnell Neal (UCF), 2005
11 Keani Alapa (Hawai'i), 2003
11 David Gilmore (Hawai'i), 2003
10 Curnelius Arnick (Tulsa), 2010

Most Sacks

3.0 Shawn Jackson (Tulsa), 2010
2.0 Curnelius Arnick (Tulsa), 2010
2.0 Paipai Falemalu (Hawai'i), 2010
2.0 Keith Basped (Nevada), 2009
2.0 Steve Quinn (Notre Dame), 2008
2.0 Ethan Johnson (Notre Dame), 2008
2.0 Melila Purcell (Hawai'i), 2006
2.0 Darrell Tautofi (Hawai'i), 2004
2.0 Eddie McRay (Houston), 2003
2.0 Kenan Blackmon (Tulane), 2002
2.0 Floyd Dorsey (Tulane), 2002
2.0 Roxie Shelvin (Tulane), 2002

Most Tackles-For-Loss

4.0 Eddie McRay (Houston), 2003
4.0 Laanui Correa (Hawai'i), 2002
3.0 Shawn Jackson (Tulsa), 2010
3.0 Kamalu Umu (Hawai'i), 2010
3.0 Roxie Shelvin (Tulane), 2002
2.5 Curnelius Arnick (Tulsa), 2010
2.5 John Fonoti (Hawai'i), 2008

Most Interceptions

2 Curnelius Arnick (Tulsa), 2010
1 Charles Davis (Tulsa), 2010
1 Tanner Antle (Tulsa), 2010
1 John Flanders (Tulsa), 2010
1 Rock Dennis (Nevada), 2009
1 David Bruton (Notre Dame), 2008
1 J.J. Milbrook (East Carolina), 2007
1 Travis Williams (East Carolina), 2007
1 Josh Barrett (Arizona State), 2006
1 DeAngelo Wilson (Nevada), 2005
1 Jason Venson (UCF), 2005
1 Turmarian Moreland (Hawai'i), 2004
1 Will Gulley (Houston), 2003
1 Kelvin Millhouse (Hawai'i), 2003
1 Sean Lucas (Tulane), 2002

Most Interception Return Yards

106 Curnelius Arnick (Tulsa), 2010
54 John Flanders (Tulsa), 2010
36 DeAngelo Wilson (Nevada), 2005
32 Will Gulley (Houston), 2003
27 J.J. Milbrook (East Carolina), 2007
24 Sean Lucas (Tulane), 2002
18 David Bruton (Notre Dame), 2008
15 Turmarian Moreland (Hawai'i), 2004
12 Jason Venson (UCF), 2005

Most PBUs

4 Kelvin Millhouse (Hawai'i), 2003
3 Joe Garcia (Nevada), 2005
3 Jeramy Bryant (Hawai'i), 2010
3 Abraham Elimimian (Hawai'i), 2002

2 John Flanders (Tulsa), 2010
2 Alex Singleton (Tulsa), 2010
2 Harrison Smith (Notre Dame), 2008
2 Leonard Peters (Hawai'i), 2002

TEAM

Most Yards Gained Rushing

369 Nevada, 2005
322 East Carolina, 2007
254 UCF, 2005
200 Arizona State, 2006
188 Tulsa, 2010
185 Houston, 2003
173 UAB, 2004
144 Tulane, 2002
137 Nevada, 2009
121 Hawai'i, 2006
114 Hawai'i, 2003

Most Yards Passing

559 Hawai'i, 2006
527 Hawai'i, 2003
479 Hawai'i, 2010
460 SMU, 2009
417 UAB, 2004
413 Notre Dame, 2008
405 Hawai'i, 2004
363 Hawai'i, 2002
343 Tulsa, 2010
332 Houston, 2003

Most Yards Total Offense

680 Hawai'i, 2006
641 Hawai'i, 2003
623 Nevada, 2005
590 UAB, 2004
555 UCF, 2005
550 Hawai'i, 2010
534 SMU, 2009
531 Tulsa, 2010
517 Houston, 2003
489 Hawai'i, 2004

Most Completions

33 Hawai'i, 2006
32 SMU, 2009
32 Hawai'i, 2002
31 Hawai'i, 2004
31 UAB, 2004
30 Hawai'i, 2010
30 Boise State, 2007
29 Hawai'i, 2003
28 Hawai'i, 2008
24 Notre Dame, 2008

MISCELLANEOUS

Largest Attendance

45,718 2008
43,673 2010
43,435 2006
39,754 2004
35,513 2002

Most Points Scored

62 Tulsa 2010
59 Hawai'i 2004
54 Hawai'i 2003
49 Notre Dame 2008
49 Nevada 2005

Fewest Points Scored

10 Nevada 2009
21 Hawai'i 2008
24 Arizona State 2006
28 Hawai'i 2002

Largest Margin of Victory

35 by SMU (45-10) vs. Nevada, 2009
28 by Notre Dame (49-21) vs. Hawai'i, 2008
27 by Tulsa (62-35) vs. Hawai'i, 2010
19 by Hawai'i (59-40) vs. UAB, 2004
17 by Hawai'i (41-24) vs. Arizona State, 2006